



Flint Hills Metropolitan Planning Organization

206 Southwind Place, Suite 2B | Manhattan, KS | 66503
785.620.3070 | FHMPO@FlintHillsMPO.org
www.FlintHillsMPO.org

Technical Advisory Committee Meeting

Wednesday, January 3, 2023
1:00 pm

In Person:

Auditorium
Manhattan Public Library
629 Poyntz Ave
Manhattan, KS 66502

Virtual:

Zoom meeting
Meeting ID: 919 154 6755
Passcode: 148813

1. Welcome & Introductions
2. Public Comment Opportunity (for items not on the agenda)
3. Staff Updates:
4. KDOT Update:
5. **ACTION ITEM:** Approve December 6, 2023 Meeting Minutes
6. **ACTION ITEM:** Recommend approval of 2024 Unified Planning Work Program (UPWP) Amendment #1
7. **ACTION ITEM:** Recommend approval of the Preservation – Transit Performance Measures
8. **Adjournment by Chair**

Next meeting scheduled for February 7, 2023



Flint Hills Metropolitan Planning Organization

206 Southwind Place, Suite 2B | Manhattan, KS | 66503
 785.620.3070 | FHMPO@FlintHillsMPO.org
 www.FlintHillsMPO.org

Technical Advisory Committee Meeting Minutes

Wednesday, December 6, 2023 at 1:00 pm

In Person:

Groesbeck
 Manhattan Public Library
 629 Poyntz Ave
 Manhattan, KS 66502

Virtual:

Zoom meeting
 Meeting ID: 919 154 6755

Voting Members Present		
	Corey Trumppp	Geary Co. Public Works
X	Ray Ibarra (Chair)	Junction City Public Works
	Troy Livingston	Junction City/Geary County Zoning
X	Nathan Bergman	Pottawatomie Co. Public Works
	Casey Frisbie	Wamego Public Works
x	Gregg Webster	Pottawatomie County Zoning
x	Cameron Matthews	Wamego Zoning
	Amanda Webb	Riley County Planning
x	Karen Becker (Vice-Chair)	Manhattan Public Works
	John Ellerman	Riley County Public Works
X	John Adam	Manhattan Community Development
X	Ryne Dowling	Kansas Dept. of Transportation
X	Anne Smith	Flint Hills aTa Bus
X	Jeff Barnes	K-State Transportation Services

Non-Voting Members Present		
	Daniel Nguyen	Federal Highway Admin.
	Owen Washburn	Fort Riley
	Eva Steinman	Federal Transit Admin.
x	Angela Schnee	City of Ogden
	Vacant	City of Grandview Plaza
	Ben Wheeler	City of St. George
x	Stephan Metzger	PT County Zoning

Staff Present		
x	Jared Tremblay	
x	Abigail Danner	

Members of the Public Present		
	Eleanor Mathis	KDOT

1. Welcome & Introductions

- Meeting was called to order at 1:01pm.

2. Public Comment Opportunity

- There were no public comments.

3. Staff Updates

- Jared Tremblay noted the EV Readiness Plan RFP will go out on January 2, 2024. He also stated there will be a Stakeholder Committee that many TAC members will be requested to be on.

4. KDOT Update

- Ryne Dowling noted the 2024 UPWP is pending approval from FHWA.
- He also stated that Eleanor Mathis will be working with the FHMPO while he is on paternity leave in January/February.

5. ACTION ITEM: Approve November 1, 2023 Meeting Minutes

- John Adam motioned and Cameron Matthews seconded. Motion passed unanimously

6. ACTION ITEM: Recommend approval of 2024 Transportation Improvement Program (TIP) Amendment #1

- Jared Tremblay gave an overview of the updates, including two project additions (5th & Leavenworth, and I-70 Guard Rails) and numerous cost and year updates on existing projects.
- Karen Becker questioned why one project had a different number format.
- Jared Tremblay replied that project was a Transit project and so the "T" is an identifier.
- John Adam motioned and Cameron Matthews seconded. Motion passed unanimously.

7. ACTION ITEM: Recommend approval of the 2023 Urbanized Area Boundary

- Jared Tremblay showed the proposed map and noted that this is a requirement from KDOT and FHWA. With the new data from the 2020 census, this boundary needed an update to reflect growth and changes in the region.
- Cameron Matthews motioned and John Adam seconded. The motion passed unanimously

8. DISCUSSION ITEM: Safety Performance Measures Update

- Abigail Danner presented the 2022 crash data for the region. She provided details on the data for each of the five FHWA Safety Performance Measures, noting the region is only meeting one current target (Non-vehicular fatalities and serious injuries).
- Jared Tremblay noted that an update and new targets were not required, but the FHMPO felt it important to show the information annually.
- Abigail Danner continued by highlighting several heat maps with corresponding projects meant to address these issues.

- Jared Tremblay noted this is the point of the Performance Measures; to identify areas of concern, then find and build projects that solve these issues, and then continue data analysis to see impact.

9. Adjournment by Chair

- Nathan Bergman noted that the Pottawatomie County commission voted to adopt the USD 383 Safe Routes to School Report at the Dec. 5th, 2023 meeting.
- Jared Tremblay stated he would upload the report to KDOT's webpage, and that now PT County is eligible to go after funding. There is expected to be a Feb. 2024 TA/SRTS call for projects.
- Jared Tremblay noted to members to be thinking about potential Carbon Reduction Program (CRP) projects. With the region getting ~\$150k annually, there is money that could be put to good use. He asked KDOT staff present about a timeline.
- Eleanor Mathis stated KDOT is awaiting final approval by FHWA on the CRP, and that they are supposed to hear back on KDOT's statewide proposal in February. Staff will continue to update the group.
- Nathan Bergman asked if there is a timeline or plan for the US-24 and Flush Road intersection now that the KDOT report has been finalized.
- Ryne Dowling stated that is not known, but he will follow-up internally and see if there is any more information.
- The Chair adjourned the meeting at 1:32p

Next meeting scheduled for January 3, 2024

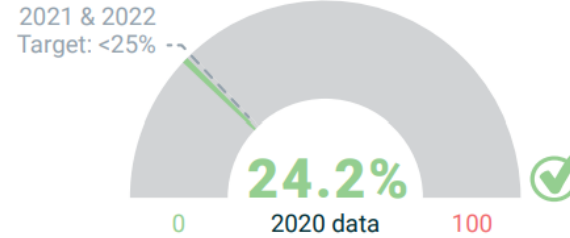
Connect 2040

2023 Update

PM 9: % of revenue vehicles exceeding their useful life benchmark (ULB)

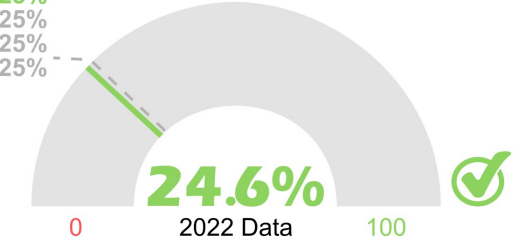
Useful life benchmark is the expected life cycle of a transit asset. Our region has several smaller transit providers that provide transportation services to their clients, while the ATA Bus provides the general public with transit services. Our goal is to have less than 25% of all of our transit vehicles meeting or exceeding their useful life. A majority of the vehicles exceeding their ULB are vehicles owned by smaller transit providers.

ULB: 150,000+ miles & 5+ years in age



Targets:

2021: <25%
2024: <25%
2025: <25%
2026: <25%



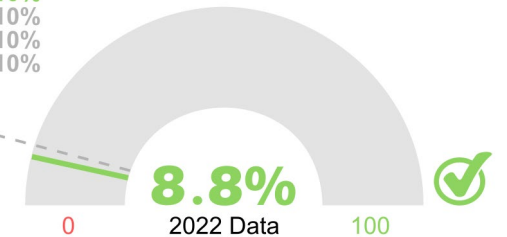
PM 10: % of transit fleet with more than 200,000 odometer miles

In total, our region has 62 transit vehicles in service by the smaller transit providers and ATA Bus. Of these, six (6) exceed more than 200,000 odometer miles. The goal is to have less than 10% of the fleet below this threshold as maintenance on high-mileage vehicles is substantially more frequent and expensive.



Targets:

2021: <10%
2024: <10%
2025: <10%
2026: <10%



ATA Bus				
	Cutaway	Van	Total	%
Mileage				
Total	28	1	29	
> 100K	11		11	38%
>150k*	11		11	38%
PM10: >200K*	5		5	17%
Condition				
Condition >= 3	10		10	34%
Condition <=2	19	1	20	69%
Age				
<=1	0		0	0%
>1	28	1	29	100%
>3	24	1	25	86%
>=5*	20		20	69%
>7	4		4	14%
Avg Age	5.4			
PM9: >ULB*	12		12	41%

* ULB = >150k & >= 5 years

Big Lakes				
	Cutaway	Van	Total	%
Mileage				
Total	6		6	
> 100K	3		3	50%
>150k*	1		1	17%
PM10: >200K*	0		0	0%
Condition				
Condition >= 3	5		5	83%
Condition <=2	1		1	17%
Age				
<=1	1		1	17%
>1	5		5	83%
>3	5		5	83%
>=5*	4		4	67%
>7	0		0	0%
Avg Age	4.5		4.5	
PM9: >ULB*	1		1	17%

* ULB = >150k & >= 5 years

GE County				
	Cutaway	Van	Total	%
Mileage				
Total		2	2	
> 100K		2	2	100%
>150k*		0	0	0%
PM10: >200K*		0	0	0%
Condition				
Condition >= 3		2	2	100%
Condition <=2		0	0	0%
Age				
<=1		0	0	0%
>1		2	2	100%
>3		2	2	100%
>=5*		2	2	100%
>7		2	2	100%
Avg Age		13.5	13.5	
PM9: >ULB*	0		0	0%

* ULB = >150k & >= 5 years

PT County				
	Cutaway	Van	Total	%
Mileage				
Total	2		2	
> 100K	1		1	50%
>150k*	1		1	50%
PM10: >200K*	0		0	0%
Condition				
Condition >= 3	2		2	100%
Condition <=2	0		0	0%
Age				
<=1	0		0	0%
>1	2		2	100%
>3	2		2	100%
>=5*	1		1	50%
>7	0		0	0%
Avg Age				
PM9: >ULB*	0		0	0%

* ULB = >150k & >= 5 years

Pawnee MH				
	Cutaway	Van	Total	%
Mileage				
Total	1	17	18	
> 100K	1	7	8	44%
>150k*	0	1	1	6%
PM10: >200K*	0	0	0	0%
Condition				
Condition >= 3	1	11	12	67%
Condition <=2	0	6	6	33%
Age				
<=1	0	0	0	0%
>1	0	17	17	94%
>3	0	16	16	89%
>=5*	1	15	16	89%
>7	1	12	13	72%
Avg Age	8	9.9	17.9	
PM9: >ULB*		1	1	6%

* ULB = >150k & >= 5 years

Region-wide Total				
	Cutaway	Van	Total	%
Mileage				
Total	37	20	57	
> 100K	16	9	25	44%
>150k*	13	1	14	25%
PM10: >200K*	5	0	5	8.8%
Condition				
Condition >= 3	18	13	31	54%
Condition <=2	20	7	27	47%
Age				
<=1	1	0	1	2%
>1	35	20	55	96%
>3	31	19	50	88%
>=5*	26	17	43	75%
>7	5	14	19	33%
Avg Age	17.9	23.4		
PM9: >ULB*	13	1	14	24.6%